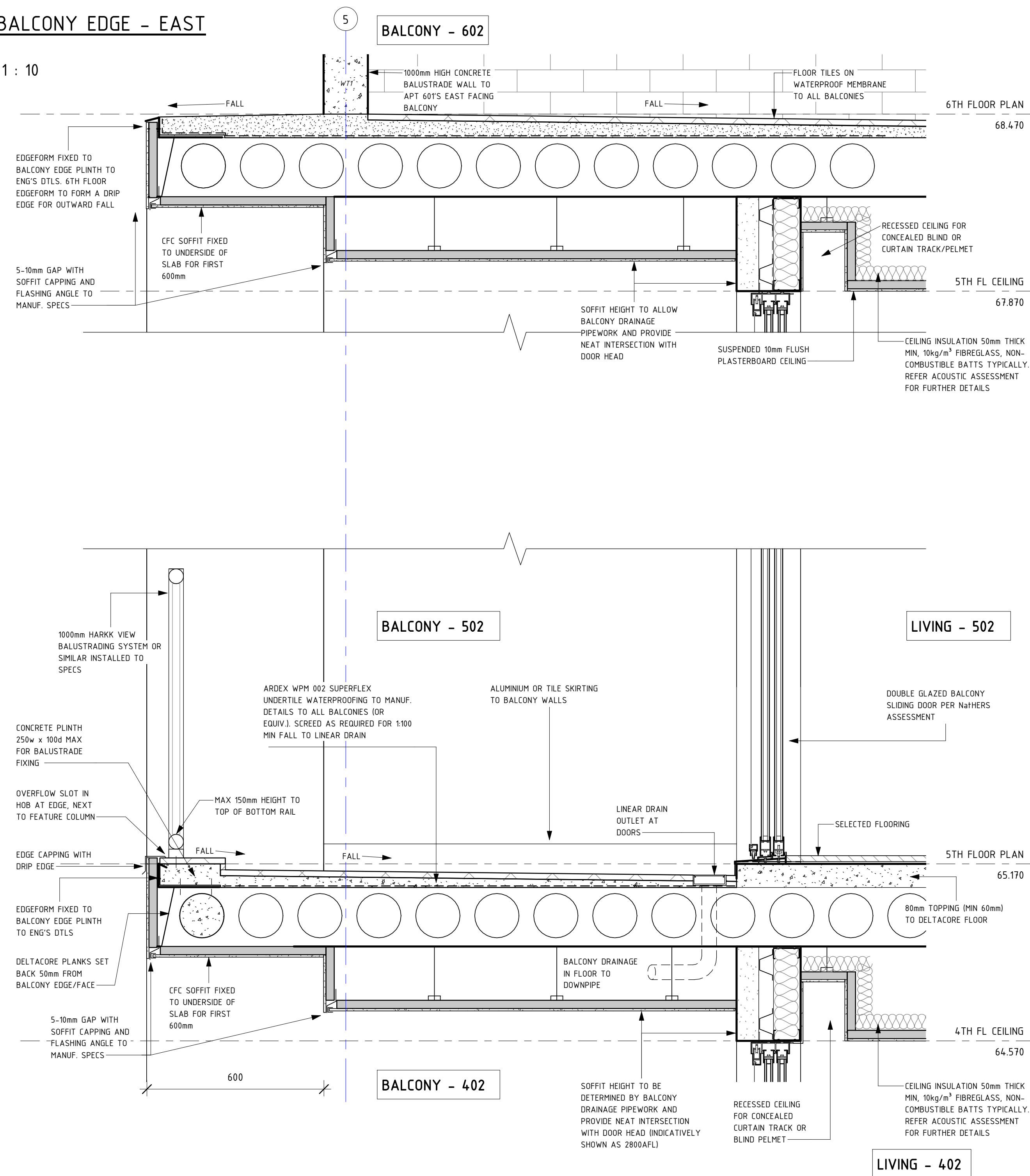


SD.01  
WD.A.300

## BALCONY EDGE - EAST

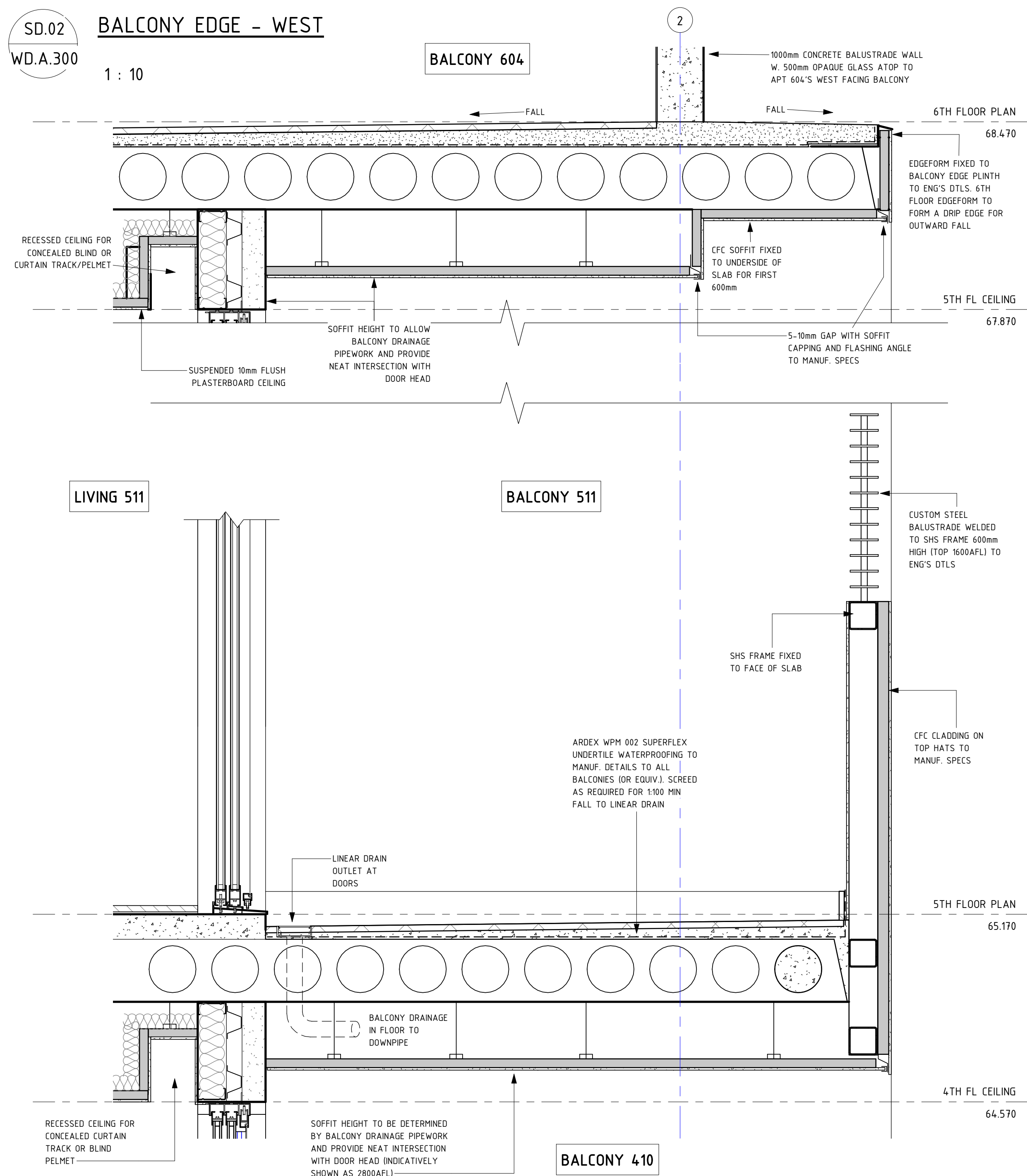
1 : 10



SD.02  
WD.A.300

## BALCONY EDGE - WEST

1 : 10



This drawing shows design details and is intended to provide information to the contractor. It is not to be used for construction without the approval of the designer. The designer is not responsible for any errors or omissions in this drawing. The contractor is responsible for ensuring that the design is followed correctly.

### REVISIONS

| ISSUE # | DATE       | DESCRIPTION                          |
|---------|------------|--------------------------------------|
| A       | 25/03/2019 | FOR BRC APPROVAL                     |
| B       | 14/05/2019 | REVISED SET BASED ON BRC RFI PC59515 |
|         |            |                                      |
|         |            |                                      |
|         |            |                                      |
|         |            |                                      |

### PROJECT ADDRESS


248 UNLEY ROAD HYDE PARK

HYDE PARK PLACE - STAGE A

### CLIENT

HYDE PARK PLACE PTY LTD

CITIFY



### SHEET

DETAILS 02

WD.A.401

### AUTHOR

GB

CURRENT REVISION  
REVISED SET BASED ON  
BRC RFI PC59515

### ISSUE DATE

29/06/2019

### FOR TENDER



www.gemmalea.com.au  
gemma@gemmalea.com.au  
AS/NZS 3950:2011 538